

Reference year 2006. Please see 'Interpreting the Country Profiles' for more information.

General information

| | | |
|-------------------------------------|--------|----------------|
| Total population (000) | | 27 641 |
| Annual population growth rate (%) * | (2005) | 2.0 |
| Life expectancy at birth (years) * | (2005) | 63 |
| Infant mortality rate (0/00) * | (2005) | 56 |
| National currency | | Nepalese Rupee |
| GDP per capita (PPP) US\$ * | (2005) | 1 550 |

* World Bank World Development Indicators

Culture & Communication

| | | |
|---|--|-----|
| Films and cinema : | | |
| Seats per 1 000 inhabitants | | ... |
| Annual attendance per inhabitant | | ... |
| Book production : Total | | ... |
| Daily Newspapers: Total Avg Circulation per 1 000 inhabitants | | ... |
| National libraries: registered users | | ... |

Science & Technology

| | | |
|---------------------------------------|--------|-----|
| Researchers per 1 000 000 inhabitants | (2002) | 59 |
| Expenditure on R&D as a % of GDP | | ... |

Percentage distribution of gross domestic expenditure on research and development by source of funds

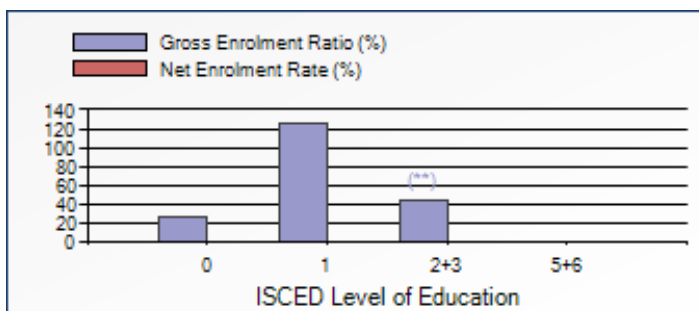
Data not available.

Symbols used :

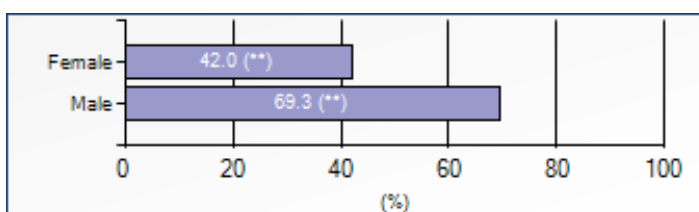
| | |
|-----|-----------------------------------|
| - | Magnitude nil or negligible value |
| ... | Data not available |
| . | Category not applicable |
| x | Charts symbol: Data not available |

Education

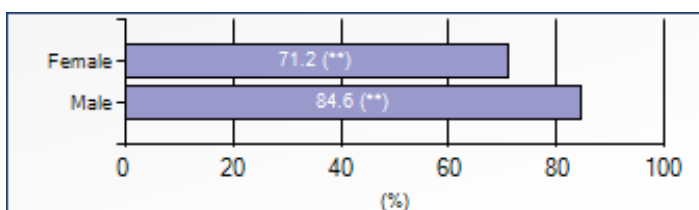
Participation in education



Literacy Rates - 15 years and older



Literacy Rates - 15 to 24 years old



Education Indicators

| | | |
|--|-----------|------|
| Pupil / teacher ratio (primary) | (**) | 40 |
| Percentage of repeaters, primary (%) | | 21 |
| Primary to secondary transition rate (%) | (**,2003) | 77 |
| Public expenditure on education : | | |
| as % of GDP | (2003) | 3.1 |
| as % of total government expenditure | (2003) | 14.9 |

Footnotes:

| | |
|----|----------------|
| ** | UIS estimation |
|----|----------------|