

Reference year 2006. Please see 'Interpreting the Country Profiles' for more information.

General information

Total population (000)		649
Annual population growth rate (%) *	(2005)	3.4
Life expectancy at birth (years) *	(2005)	64
Infant mortality rate (0/00) *	(2005)	65
National currency		Indian Rupee
GDP per capita (PPP) US\$ *		...

* World Bank World Development Indicators

Culture & Communication

Films and cinema :		
Seats per 1 000 inhabitants		...
Annual attendance per inhabitant		...
Book production : Total		...
Daily Newspapers: Total Avg Circulation per 1 000 inhabitants		...
National libraries: registered users		...

Science & Technology

Researchers per 1 000 000 inhabitants		...
Expenditure on R&D as a % of GDP		...

Percentage distribution of gross domestic expenditure on research and development by source of funds

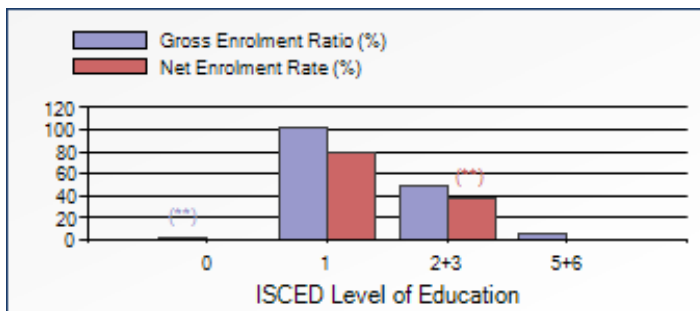
Data not available.

Symbols used :

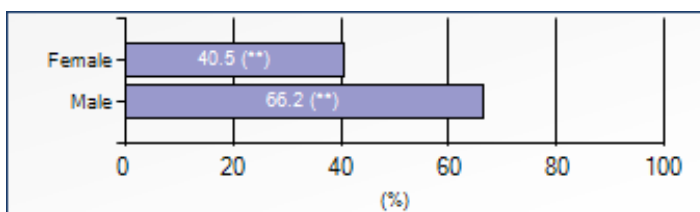
-	Magnitude nil or negligible value
...	Data not available
.	Category not applicable
x	Charts symbol: Data not available

Education

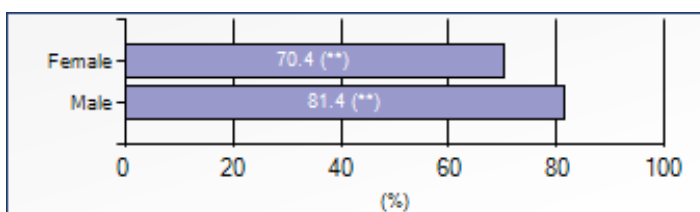
Participation in education



Literacy Rates - 15 years and older



Literacy Rates - 15 to 24 years old



Education Indicators

Pupil / teacher ratio (primary)		29
Percentage of repeaters, primary (%)		7
Primary to secondary transition rate (%)	(2005)	93
Public expenditure on education :		
as % of GDP	(2005)	7.0
as % of total government expenditure	(2005)	17.2

Footnotes:

**	UIS estimation
----	----------------